



EHOSHC Excursion Risk Management Plan

Epping Heights OSHC Out Of School Hours Care Inc.

ABN: 83425978

Email: Eppingheightsoosh@hotmail.com

Website: www.eppingheightsoosh.com.au

Excursion details:

Date(s) of Excursion	11/10/2024	Excursion destination/address: Summerhouse Callan Park - Point Rd, Lilyfield NSW 2040	
Departure and arrival times	Depart Centre: 8:45am	Arrival: 9:15am	Departure: 2:00pm Arrive back at Centre: 2:30pm
Proposed activities	Springtime Safari	Water hazards? Yes/ No If yes, detail in risk assessment below.	
Method of transport, including map of proposed route	Bus Include screen shot of map directions on right hand side (picture)		

○ Work (Epping Heights OSHC)

○ Summerhouse Callan Park, Point Rd, Lilyf...

⊕ Add destination

Leave now ▾

Options

📄 Send directions to your phone

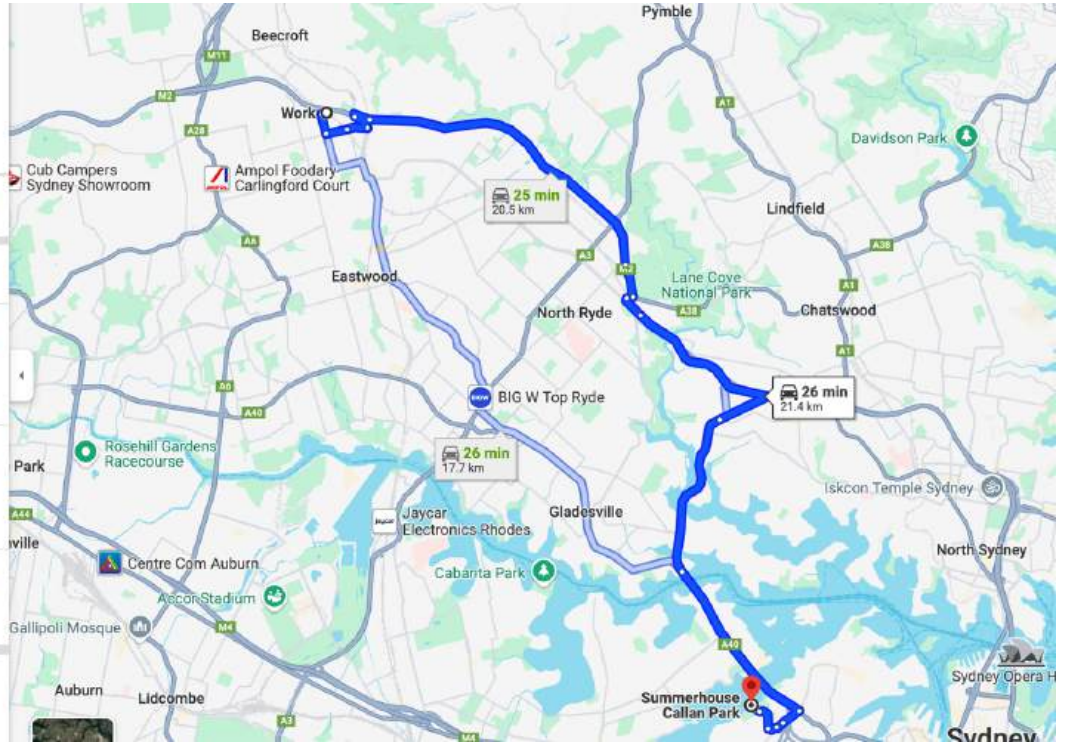
🔗 Copy link

🚗 via Blaxland Rd and Victoria Rd/A40 **26 min**
17.7 km
Best route now due to traffic conditions

🚗 via M2 **26 min**
21.4 km
⚠️ This route has tolls.
[Details](#)

🚗 via M2 and Victoria Rd/A40 **25 min**
20.5 km

Explore nearby Summerhouse Callan Park



Name of excursion co-ordinator	Adam Pearson or Zoe Hanna	
Centre Contact Details	Landline: 0298690602	Mobile: 0459883456

Number of children attending excursion	Intended: 50	Number of educators/parents/volunteers	4 - 5
Educator to child ratio, including whether this excursion warrants a higher ratio? Please provide details.	1:10 (1 Extra educator if there are children with disability/special needs)		

<p>Procedures for:</p> <ul style="list-style-type: none"> - Leaving the centre - Entering and exiting the bus - Entering the venue - Leaving the venue - Entering and exiting the bus - Returning to the centre <p>Including accounting for children at all times.</p>	<ul style="list-style-type: none"> - A roll call is conducted prior to the children leaving the EHOSHC building. The responsible person is to ensure they know the number of children who are in our care. - Children are encouraged to go to the bathroom before leaving, an educator remains at toilet block until all children have finished - Children are lined up in the playground and walked in 2 lines. Educators positioned at front, middle and ends of group - Two educators count the children onto the bus. - A roll call is conducted before the bus departs, with another educator conducting a headcount of all children on the bus. - As we alight from the bus a headcount is conducted. The bus is checked for any remaining children and items. - We then walk to our destination, with the educators working to ensure the children stay within the group at all times. An educator is stationed at the front, leading all the children to the destination, another at the back to ensure all children are safe and others spaced out throughout the middle of the group. - On arrival at our destination a headcount is conducted. - Educators are to ensure that they have knowledge of where the children are at all times. - Prior to exiting the venue another headcount is conducted. - We then walk to our bus, with the educators stationed at the front, middle and back of the group leading all the children to the destination, to ensure all children are safe. - Two educators count the children onto the bus. - A roll call & headcount is conducted before the bus departs. - When the bus stops to let us off a headcount is conducted as the children alight. The bus is checked for any remaining children and items. - We then walk to the Centre, where a roll call & headcount is conducted.
--	--

Excursion checklist	
<input type="checkbox"/> First aid kit	<input type="checkbox"/> Excursion Bag & Children's medication
<input type="checkbox"/> List of children attending the excursion	<input type="checkbox"/> Walkie Talkies
<input type="checkbox"/> Contact information for each child	<input type="checkbox"/> Mobile phone / other means of communicating with the service & emergency services
<input type="checkbox"/> Medical information for each child	<input type="checkbox"/> Other items, please list

Hazard identified	Risk Rating (use matrix)	Elimination/control measures	Who	When
Slips, trips, falls, collisions	Moderate	<ul style="list-style-type: none"> - Walk children in 2 lines in close groups - Educators positioned at front, middle and ends of groups - Educators to encourage children to tie up shoes laces and assist if required 	All Children	Entering bus/leaving bus & During excursion

<p>Extreme Weather conditions (including heat stress, sun burn, storms, high winds), Fire / floods, emergency crisis/situation</p>	<p>Moderate</p>	<ul style="list-style-type: none"> - Seek shade/shelter where appropriate Give time for children to be calm, safe, and secure - Leave excursion if extreme weather conditions or any critical emergencies 	<p>All Children & Educator</p>	<p>While at Excursion</p>
<p>Missing Child/absconding</p>	<p>Moderate</p>	<ul style="list-style-type: none"> - Walk children in 2 lines in close groups and educators positioned at front, middle and ends of groups 	<p>All Children</p>	<p>Leaving/entering the bus &</p>
		<ul style="list-style-type: none"> - Constant head counts, and checking on children - Educators to communicate with one another and the children - Maintain staff to child ratio 1:10 		<p>At the Excursion/transitioning to other areas</p>

Anaphylactic reaction/ allergies	Moderate	<ul style="list-style-type: none"> - First aid Kits/ EpiPen's on hand - Regularly update information of children with anaphylaxis/allergies/intolerances and cultural requirements. - Ensure each educator and volunteer is aware of the medical and dietary list/info of each child. - Staff are trained in First aid, anaphylaxis and allergy awareness. - Asthma and anaphylaxis medication has been taken on the excursion, and their plans are followed in the event of a reaction/asthma attack 	Children with Allergies	Throughout the day
Using the toilets/public toilets & hand washing/hygiene	Moderate	<ul style="list-style-type: none"> - An Educator to check toilet areas for any hazards before children enter - If the gender of that educator is not able to check the toilets. Send 2x older more responsible children to check whilst the educator waits right outside of toilet area - Children to go in small groups of same gender - Regular head counts and roll calls - Educators to walk children in groups at a time and remain near toilet block area until children have finished - Children to always communicate with educators about going to and from the toilets. - Multiple toilets are located around the Island 	All Children	At the Excursion

Choking, illness, vomiting	Moderate	<ul style="list-style-type: none"> - Have sickness bags available on the bus - Ensure children do not eat or drink on the bus - Ensure children are seated down whilst eating or drinking - All staff trained in first aid 	All Children	On the Bus & While eating/drinking
Uneven ground – could lead to falls, twisted ankles etc.	Low	<ul style="list-style-type: none"> - All staff to do a safety debrief with the children before the excursion begins - All educators to maintain active supervision - First Aid kits to be brought on excursion 	All Children	During Excursion
Busy Roads	Moderate	<ul style="list-style-type: none"> - All educators to be evenly spread out when children are in 2 lines e.g. Supervision at the front, middle, back - All educators to maintain active supervision - 1 or 2 educators to stand in the middle of road to direct other children and staff 	All Children	Getting off/on the bus & Whilst walking to/from excursion
Water surrounding the excursion	Low	<ul style="list-style-type: none"> - All educators to maintain active supervision - Educator/s to discuss safety debrief regarding water safety 	All Children	At Centennial Park
Wildlife	Low	<ul style="list-style-type: none"> - Educator/s to discuss safety debrief regarding animal safety – do not disturb the wildlife at Centennial Park - Maintain active supervision 	All Children	At Centennial Park

<p>Covid- 19 Illness, infections, hospitalisation, death of child/educator/adult</p>	<p>Moderate</p>	<p>Ensure Educators & Families are aware of our Covid-19 Policy & procedure</p> <p>Maintain communication between NSW Health department, Department of Education, ECED and any other relevant organisation in relation to Covid-19</p> <p>Ensure information of Covid-19 and any practices are updated as new information becomes available</p>	<p>Coordinator</p> <p>Educators</p> <p>Families and children</p>	<p>Throughout the whole day</p>
--	-----------------	---	--	---------------------------------

		<p>Ensure all such important information and factsheets are available & /or displayed for educators /parents /families and visitors to view</p> <p>Educators & families are updated with any new information / updates on Covid-19</p> <p>Ensure that when adults enter the service, they practice social distancing, cleaning of hands. That they enter and exit solely to drop off or collect their child</p> <p>Ensure that there are no children, educators or adults that enter the premises if they have been in contact with anyone that has had COVID-19 symptoms or are currently displaying any related symptoms</p> <p>If children or adults present during the day as unwell, they will be set aside from others. For a child: their parent will be contacted to collect them as soon as possible. For an adult: they will be asked to leave the centre to seek further medical advice.</p> <p>All adults/visitors/volunteers are to adhere to all Covid-19 rules and practices as per prescribed from the NSW government</p> <p>Children will be given regular hand washing routines throughout the day, dependant on activity and what they are exposed to</p> <p>Antibacterial wipes, hand soap, paper towels and hand sanitiser will be available to all that enter/use the premises.</p>	<p>Provider Staff</p>	
--	--	---	-----------------------	--

Educators are strongly recommended to wear PPE including gloves & face masks where necessary

Educators are to ensure supervision of children using hand sanitiser (as it is alcohol-based)

		<p>A routine cleaning list is created in the centre and all educators are to complete the cleaning tasks and schedule.</p> <p>Educators are given opportunity to reflect and bring about new information in relation to our Covid-19 practices</p>		
--	--	--	--	--

Plan prepared by: Thomas Logan	Date: 15/09/2024
Communicated to: All Staff on the day & Families (via website, and printed in centre)	
Venue and safety information/risk assessment/COVID-19 safety reviewed and attached: Yes / No	
Comment if needed:	
Reminder: Monitor the effectiveness of controls and change if necessary. Review the risk assessment if an incident or significant change occurs.	

Risk Matrix						
		Consequence				
		Insignificant	Minor	Moderate	Major	Catastrophic
Likelihood	Almost certain	Moderate	High	High	Extreme	Extreme

Likely	Moderate	Moderate	High	Extreme	Extreme
Possible	Low	Moderate	High	High	Extreme
Unlikely	Low	Low	Moderate	High	High
Rare	Low	Low	Low	Moderate	High

Certificate of Currency

Centennial Park and Moore Park Trust

The NSW Self Insurance Corporation, branded as icare Insurance for NSW (icare), was established by the NSW Self Insurance Corporation Act 2004. The main function of icare is the administration of the Treasury Managed Fund (TMF), which provides cover for all insurance exposures (other than compulsory third-party insurance) faced by those general government sector agencies and public sector agencies that are members of the TMF scheme.

Period of Cover

This will confirm that commencing 1 July 2024, until 30 June 2025, **Centennial Park and Moore Park Trust**, being a TMF Agency is a member of the TMF which provides insurable risk protection in accordance with the TMF Statement of Cover.

The TMF Agency, and their employees and volunteers, are fully covered for their legal liability to any third party arising out of their operations, worldwide.

Coverage Inclusions

Cover includes, but is not limited to:

- Identifier **WC900427 Workers' Compensation** as per current Workers Compensation Act 1987 (NSW).
- Identifier **MF100290 Legal Liability** for the liabilities of a TMF Agency and specified Covered Individuals, including, but not limited to, public liability, products liability, professional indemnity, environmental impairment liability, liability for claimed misleading representations, aircraft liability, watercraft liability, cyber liability, legal expenses, statutory liability and medical negligence.
 - Limit for each type of liability cover: \$100,000,000.
- Identifier **MF100291 Property** coverage for loss and/or damage to all real and personal property either owned by, or the responsibility of, the TMF Agency on a full replacement (new for old) basis. Coverage includes consequential loss.
- Identifier **MF100289 Motor Vehicle** cover for loss of and/or property damage caused to or by a motor vehicle while being used for the purpose of or in connection with the TMF Agency's business.
- Identifier **MF100292 Miscellaneous Cover** inclusive of:
 - Personal Accident coverage for Voluntary Workers whilst actively engaged in voluntary work for the TMF Agency. Coverage is provided in accordance with and equivalent to the benefits payable under the Workers Compensation Act 1987 (NSW), provided under TMF Miscellaneous cover.
 - Personal Accident and Travel cover whilst travelling domestically and abroad.
 - Event Cancellation.

For full details on TMF indemnity and its protection, please refer to the relevant sections of the TMF Statement of Cover.

Note: icare hereby agrees that should such coverage be cancelled or withdrawn for any reason, 30 days' notice will be provided.



Britt Coombe

Group Executive, Insurance for NSW & HBCF

Risk Assessment for Education and Community Programs

Hazard Locations:		Centennial Parklands Western Sydney Parklands Callan Park as part of Greater Sydney Parklands (GSP)			
Activity	Hazard Identification Type/Cause	Risk Assessment Use matrix	Elimination or Control Measures	Who	When
The hazards listed cover all activities	Slips, trips and falls	3	<ul style="list-style-type: none"> GSP will provide guidance to students walking in natural areas until they prove competence in negotiating uneven ground Teachers or Carers/group leaders should supervise students to ensure a level of concentration commensurate with the area in which they are walking 	GSP Teacher or Carer	On the day On the day
Using shared public toilet facilities	Stranger interaction	4	<ul style="list-style-type: none"> GSP Education staff will pre-check nearby toilets before the start of a session GSP Education Staff, Teacher or Carer/group leader to accompany children to toilets. Children advised to go to the toilet in pairs. GSP carry a mobile or two-way radio to gain additional assistance from Rangers with toilets where it is required. 	GSP Education Staff, Teacher or Carer/group leader	On the day On the day On the day On the day
Activity	Hazard Identification Type/Cause	Risk Assessment Use matrix	Elimination or Control Measures	Who	When
The hazards listed cover all outdoor activities	Fire/Bush fire High wind	3	<ul style="list-style-type: none"> GSP Education Staff will monitor severe weather via Bureau of Meteorology weather alert and website. 	GSP GSP	24 hrs On the day

	Severe and inclement weather events		<ul style="list-style-type: none"> On severe weather days and on Very High to Extreme fire danger days, the GSP Education Staff may cancel or modify all excursions or education activities. Weather conditions will be considered by GSP Education Staff before undertaking activities. In the event of inclement/dangerous weather during a lesson or activity the GSP Education Staff will modify or stop the activity. Activities under tree cover will not occur when high winds are over 65km/hr (severe weather warning). In an emergency situation GSP Education Staff and visiting school/group staff will follow the direction of the on-site safety officer. Participants will need to wear clothing suitable for the weather conditions on the day, for example raincoat, jacket, hat, covered shoes and sunscreen. 	GSP GSP GSP Safety Officer Teacher or Carer	On the day On the day On the day On the day Prep & on the day
The hazards listed cover all outdoor activities	Hypothermia	5	<ul style="list-style-type: none"> School/group staff will check the appropriateness of students and participant's clothing prior to the commencement of the activity. GSP Education Staff are first aid trained and have available at excursion venue a thermal 'space blanket'. Supervising Teacher or Carer/ group leader should monitor children for blue lips on cold days. 	Teacher or Carer GSP Teacher or Carer	On the day On the day On the day
The hazards listed cover all outdoor activities	Heat exhaustion Dehydration Sunburn	4	<ul style="list-style-type: none"> All students and participants are required to bring at least one 600ml bottle of water. Schools and parents/carers are expected to bring sunscreen from their school/home for their students and participants. All students, participants and staff are required to wear hats, protective clothing and closed footwear when participating in lessons and activities. 	Teacher or Carer Teacher or Carer Teacher or Carer	Prep & on the day
Activity	Hazard Identification Type/Cause	Risk Assessment Use matrix	Elimination or Control Measures	Who	When
The hazards listed cover all outdoor activities	Being separated from group	3	<ul style="list-style-type: none"> Teacher or Carers are reminded that GSP excursion policy means the duty of care owed to students 	Teacher or Carer	Note

			<p>cannot be delegated from the school to employees of external organisations in regard to student supervision.</p> <ul style="list-style-type: none"> Supervision ratio will meet the GSP guidelines (the GSP will provide one Teacher or Carer per class). GSP Education Staff lead the walk; Schools and groups' supervising Teacher or Carer/ group leader remains at the rear of the group. GSP Education Staff are familiar with tracks and terrain. GSP Education Staff issue clear and concise instructions on bush/Site safety and with the support of participating Teacher or Carers/group leaders, ensure these instructions are followed. Students and participants will be briefed about staying on the paths unless directed by the GSP Education Staff. GSP Education Staff schedule regular stops to check on group cohesion and maintain communication with schools' supervising Teacher or Carer/group leader at the rear of the group. GSP Education Staff carry mobile phones or two-way radios for communication in the case of emergency. At Lizard Log, in case of an emergency, staff are to call the WSP Ranger on 0402 696 255. 	GSP GSP GSP GSP GSP GSP GSP	On the day On the day On the day On the day On the day On the day On the day
The hazards listed cover all outdoor activities	Injury requiring first aid	3	<ul style="list-style-type: none"> GSP Education Staff will carry radio and telephone communication equipment. Schools are expected to bring an appropriate first aid kit from their school to meet the particular needs of their students and participants. GSP Education Staff will have available a basic First Aid Kit and will assist in injury requiring care on request of the responsible Teacher or Carer. 	GSP GSP GSP	On the day Prep & on the day On the day
Activity	Hazard Identification Type/Cause	Risk Assessment Use matrix	Elimination or Control Measures	Who	When
Food tasting and preparation including Bush Tucker tasting	Poisoning Allergic reactions Spread of disease	3	<ul style="list-style-type: none"> Visiting school/group staff will be notified prior to visit if food will be served during lessons or activities by the GSP Education Staff. 	GSP GSP	Booking Confirmation On the day

			<ul style="list-style-type: none"> Preparation and serving of food will be carried out to the highest hygiene standards. If participating in preparation and serving of food students will follow guidelines set out by the GSP Education Staff. Most food used in lessons/activities is supplied from commercial companies. Leaves, flowers, fruits supplied from the GSP as edible plant material are washed and dried. 	Teacher or Carer GSP GSP	On the day Purchasing On the day
Lessons involving cooking and tasting	Explosion of LPG gas Bottles Burns	3	<ul style="list-style-type: none"> GSP Education Staff will supervise any use of the barbeques to ensure the safety of the group. This includes enforcement of surrounding area being out of bounds to students and participants and any others not authorized to be in the area. All gas bottles comply with regulations. 	GSP GSP GSP	On the day On the day Purchasing
The hazards listed cover all outdoor activities	Asthma Nut allergies Allergies leading to severe reactions such as anaphylaxis etc.	3	<ul style="list-style-type: none"> In the case of a student or participant having a known allergy, then an individual allergy management plan is required to be brought to the GSP education venue on the excursion date by the visiting Teacher or Carer/carer. On the excursion date a parent or Teacher or Carer from the visiting school/group must carry the plan and medications or treatments during activities and be trained to use such medications. (i.e. adrenalin, EpiPen™ dispensers). 	Teacher or Carer Teacher or Carer	Prep On the day
The hazards listed cover all outdoor activities	Poor student and participant behaviour that compromises group safety	2	<ul style="list-style-type: none"> Students and participants to be briefed on expected level of behaviour. Measures in place for dangerously disruptive students and participants to be picked up by other staff from visiting school/group. 	Teacher or Carer Teacher or Carer	Prep & on the day On the day
Activity	Hazard Identification Type/Cause	Risk Assessment Use matrix	Elimination or Control Measures	Who	When
The hazards listed cover all outdoor activities	Plants with prickles, spikes,	4	<ul style="list-style-type: none"> Students and participants will be briefed on the risks of touching or handling plants and will be directed by GSP Education Staff when they may touch or handle plants. 	GSP	On the day

	<p>thorns or sharp protrusions</p> <p>Poisonous plants</p> <p>Low branches scratching face and eyes</p>		<ul style="list-style-type: none"> Students and participants briefed to leave at least one metre gap between each other while walking and encouraged to warn others of such hazards by 'passing it back'. 	GSP / Teacher or Carer	On the day
The hazards listed cover all outdoor activities	Dog bite	4	<ul style="list-style-type: none"> Students advised how to interact with dogs if approached by one. Visitors asked to keep dogs on leash and away from students. 	GSP	On the day
The hazards listed cover all outdoor activities	Needle stick injury	4	<ul style="list-style-type: none"> GSP education staff to do a litter collection at activity sites before an excursion commences. Students and participants advised to wear enclosed shoes on excursion. 	GSP GSP Teacher or carer	On the day Prep
The hazards listed cover all outdoor activities	Snake bite	3	<ul style="list-style-type: none"> Students and participants must wear sturdy, enclosed shoes and stay on walking tracks Students and participants briefed by GSP Education Staff as to the appropriate responses and reactions upon encountering snakes. GSP Education Staff carry compress bandages for management of snakebite. 	Teacher or Carer GSP GSP	On the day On the day On the day
All outdoor activities and those involving catching leaf litter animals	<p>Insect bites & stings</p> <p>Stinging nettles</p>	4	<ul style="list-style-type: none"> Students and participants briefed on expected hazards such as ant nests, and how to best avoid getting stung. All visiting groups/schools are advised to bring personal supply of appropriate insect repellent (roll on or lotion) and know how to apply it. Students and participants will be shown how to collect invertebrates safely using sample jars and containers. 	GSP Teacher or Carer GSP	On the day Prep & on the day On the day
Activity	Hazard Identification Type/Cause	Risk Assessment Use matrix	Elimination or Control Measures	Who	When
Water features including Waterways	Drowning	3	<ul style="list-style-type: none"> Students and participants will be briefed on the risks of undertaking activities near the water by the GSP Education Staff. 	GSP	On the day

Dip netting activities	Oyster shells, moss – slips and cuts Steep slopes to water body – slips		<ul style="list-style-type: none"> • The visiting Teacher or Carer/leader will supervise the safety of their group. • Students and participants to wear stable and enclosed footwear. • Appropriate technique and stance for dip netting to be demonstrated by the GSP Education Staff and must be reinforced by visiting staff and parents. • At Callan Park, rocks and other areas covered in slippery moss and sharp oyster shells on the water’s edge will be avoided. • At Lizard Log, if water levels are too low for students to safely access, GSP staff will collect samples for students to access in trays. 	Teacher or Carer Teacher or Carer GSP	On the day Prep & on the day On the day
Biology/ Geography soil testing Poisoning with chemicals	Poisoning with chemicals	4	<ul style="list-style-type: none"> • Material Safety Data Sheets info readily available at the GSP education venue for all chemical reagents used. • Protective equipment such as gloves and eyewear are available for student and participant use. Students and participants will be briefed and encouraged to use these. 	GSP GSP	Record Management On the day
Students and participants boarding and alighting from bus	Injury	4	<ul style="list-style-type: none"> • Students and participants to be clearly informed of their expected movements upon alighting from bus, (specifically that the area may not be a signposted bus stop and to beware of cars travelling at high speeds on quiet park roads). • Where doubt exists before rendezvous with the GSP Education Staff, students and participants should remain on bus, or contained in safe location until rendezvous made. 	Teacher or Carer Teacher or Carer	On the day On the day
Collisions - motor vehicles, bicycles, horses, pedestrians	Injury	4	<ul style="list-style-type: none"> • Students and participants will be briefed at the beginning of the lesson, on how to travel safely as a group on paths and roads. • Students and participants will be led through the site by the GSP Education Staff. 	GSP GSP	On the day On the day
Indoor gardening	Injury	4	<ul style="list-style-type: none"> • Planting will take place in well-ventilated area. • GSP Education Staff will ensure potting medium is damp. • Suitable plant material will be selected for planting. 	GSP GSP GSP	On the day On the day On the day On the day

	Respiratory problems from inhaling potting medium Plant and soil toxicity and allergies		<ul style="list-style-type: none"> Hands will be washed after planting. 	Teacher or Carer	
Activity	Hazard Identification Type/Cause	Risk Assessment Use matrix	Elimination or Control Measures	Who	When
Outdoor gardening	Injury Plant and soil toxicity and allergies	4	<ul style="list-style-type: none"> Groups will be guided on risks of activity. Visiting schools/groups are advised that providing gardening gloves or disposable gloves for each student and participant will be beneficial but not essential. Gloves may be supplied by the school. Suitable plant material will be selected for planting. Hands will be washed after planting. 	GSP Teacher or Carer GSP Teacher or Carer	On the day Prep On the day On the day
Craft activities	Burns Fume inhalation Unforeseen adhesion of body parts	3	<ul style="list-style-type: none"> GSP Education Staff will ensure all materials used are non-toxic and age appropriate. GSP Education Staff will instruct students and participants in safe use of materials. Glue gun use will be supervised by adults. Craft workshops will be conducted in well ventilated areas. 	GSP GSP GSP GSP	On the day On the day On the day On the day

Risk Reduction Control Measures for school excursions and education activities at the Greater Sydney Parklands are:

- GSP Education Staff are trained in delivering education activities safely.
- The GSP has Senior First Aid Officers on site and all education staff taking lessons maintain current First Aid Certificates.
- Accompanying Teacher or Carers and group leaders supervise their students and participants in accordance with OEHL or their own school policy.
- GSP Education Staff have first aid kits on hand and are in radio or mobile communication at all times.
- At Lizard Log, GSP staff to have WSP Security Ranger phone number saved in their phone - 0402 696 255.
- All students and participants are advised to wear sun protection and conduct themselves in a safe and caring manner whilst in the Sites.
- At the commencement of activity, students, participants and Teacher or Carers are briefed on the specific risk associated with their upcoming activity and the appropriate actions they will need to perform to minimise the risks.
- GSP Education Staff undertake safety 'Tool Box Talks' amongst themselves beforehand and with students and participants at the start of each session.

- As per GSP policy, all GSP Education Staff have a current Working with Children Check.
- Any incidents requiring evacuations on site, visiting students, participants and staff will follow evacuation procedures according to the supervising GSP Education Staff member and or the GSP Safety Warden.

Risk Assessment Matrix				
How serious could the injury be?	How likely is it to be that serious			
	Very Likely	Likely	Unlikely	Very Unlikely
Death or permanent injury	1	1	2	3
Long-term illness or injury	1	2	3	4
Medical attention & several days off	2	3	4	5
First aid needed	3	4	5	6
Severity – is how seriously a person could be harmed		Likelihood - is an estimate of how probable it is for the hazard to cause harm		
Legend				
1 and 2	Extreme risk: deal with the hazard immediately			
3 and 4	Moderate risk: deal with the hazard as soon as possible			
5 and 6	Low risk: deal with the hazard when able			

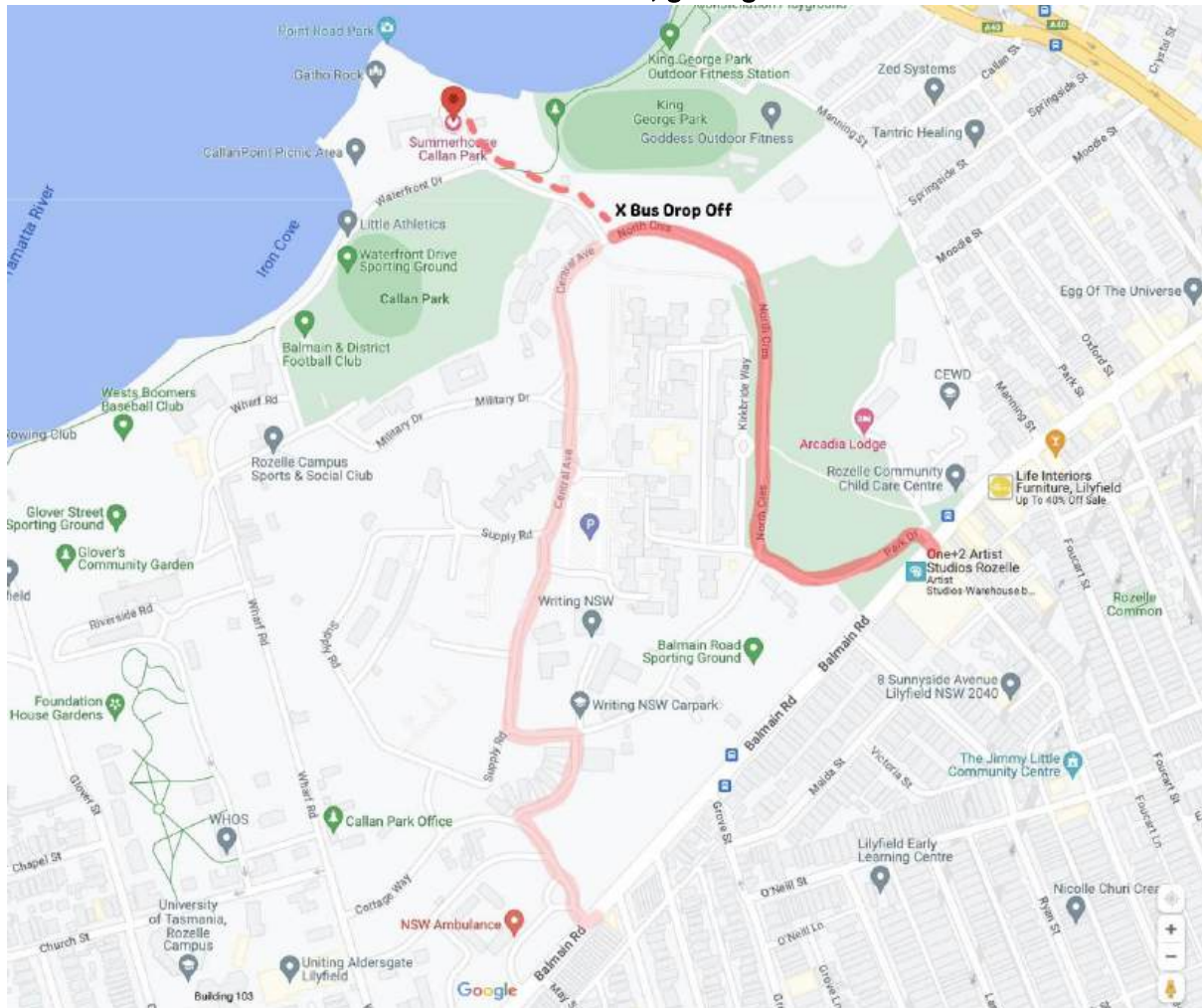
Risk assessment matrix as provided by the Department of Education and Communities for completing Risk Management Plans for school excursions. (Department of Education and Communities OHS Directorate 2006).

Plan prepared by: Manager, Community and Education Programs

Date: March 2019

Review Date: March 2020

Callan Park Excursions, getting there:



Address:

Summerhouse, Callan Park
Waterfront Dr
Lilyfield NSW 2040

For large charter bus access:

- Enter Callan Park via Balmain Rd, at Gate A on Park Drive
- Follow Park drive to North Crescent
- Drop children at intersection of North Crescent and Waterfront Drive- an education ranger will be there to greet you
- Children walk down to Summerhouse via the grass
- Bus continues around Central Ave back up to Balmain Rd

For small non charter buses:

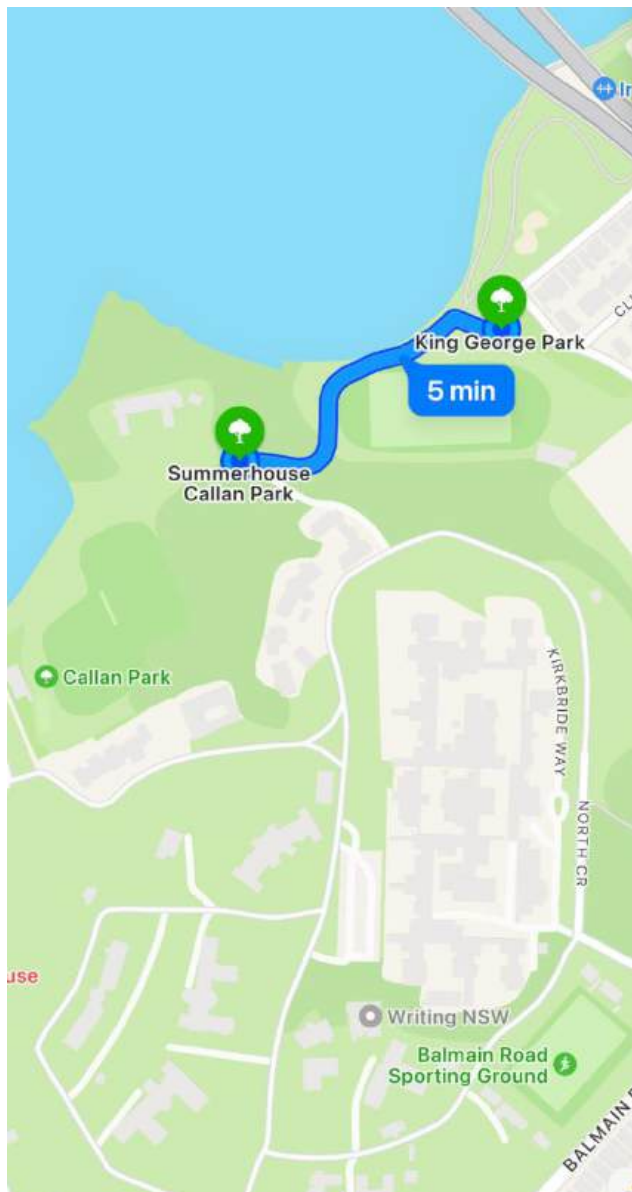
- Bus can follow Park Drive onto North Crescent

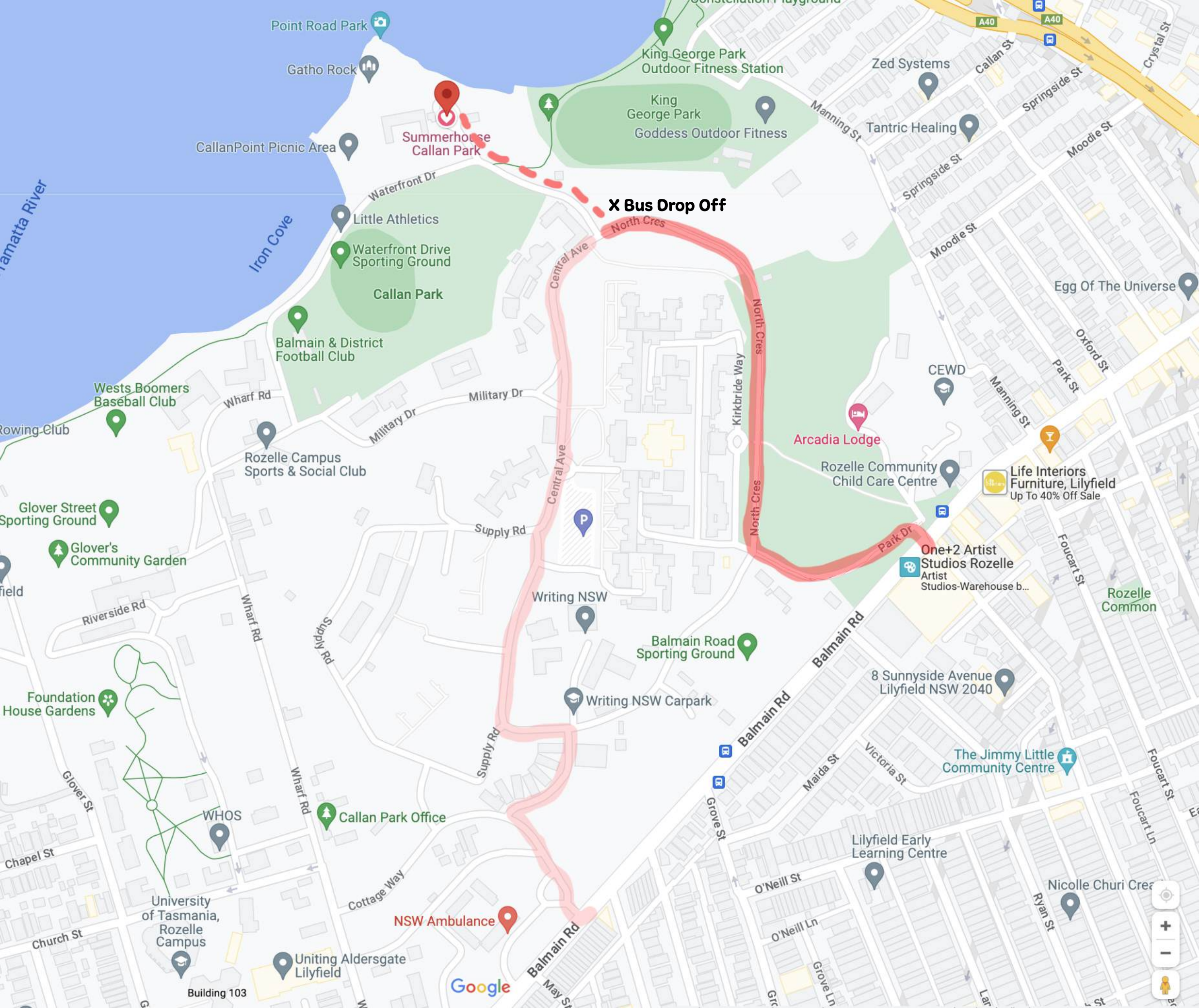
Recommended:

The toilet block is located at King George Park, a 5-minute walk from our starting location of Summerhouse.

- Please arrive 20 minutes early to allow time for toileting before excursion begins.

The education rangers will be there to direct you, and there is a map here:





Summerhouse Callan Park

X Bus Drop Off

Arcadia Lodge

One+2 Artist Studios Rozelle

NSW Ambulance

Google

